
















## Analysis of Assets of uniBank, Beige Bank, Royal Bank, Sovereign Bank and Construction Bank (All in Receivership)

No. Assets Classes	uniBank 	Beige Bank 	Royal Bank 	Sovereign Bank 	Total	Construction Bank 
	GHS'000	GHS'000	GHS'000	GHS'000	GHS'000	GHS'000
<b>1 Cash and cash equivalents (1 Aug 2018 - Unadjusted Balance)</b>	<b>183,481</b>	<b>48,666</b>	<b>(169,916)</b>	<b>231,025</b>	<b>293,256</b>	<b>12,334</b>
<i>Adjustments to restate balances as at 1 Aug 2018**</i>	3,684	2,017	221,777	(207,532)	19,945	(8,150)
<i>Adjusted balances</i>	187,164	50,683	51,860	23,493	313,201	4,184
<i>Less: Transferred to CBG</i>	(185,149)	(22,986)	(20,579)	(14,183)	(242,898)	-
<b>Adjusted Balances after transfer to CBG - 1 Aug 2018</b>	<b>2,015</b>	<b>27,697</b>	<b>31,281</b>	<b>9,310</b>	<b>70,303</b>	<b>4,184</b>
<i>Made up of:</i>						
<i>Balances held in offshore/local bank accounts</i>	2,015	-	-	-	2,015	4,184
<i>Short-term investments foreclosed by secured creditors on 1 Aug 2018</i>	-	27,336	-	-	27,336	-
<i>Asset/Liability set off</i>	-	-	30,894	-	30,894	-
<i>Amounts with entities whose licences have been revoked (filed with Receiver)</i>	-	-	-	9,310	9,310	-
<i>Balances that are unlikely to be recovered (mainly reconciling items)</i>	-	361	387	-	748	-
<i>Balances after transfer to CBG - 1 Aug 2018</i>	<b>2,015</b>	<b>27,697</b>	<b>31,281</b>	<b>9,310</b>	<b>70,303</b>	<b>4,184</b>
<i>Balances after transfer to CBG - 1 Aug 2018</i>	2,015	27,697	31,281	9,310	70,303	4,184
<i>Short-term investments foreclosed by secured creditors on 1 Aug 2018</i>	-	(27,336)	-	-	(27,336)	-
<i>Asset/Liability set off</i>	-	-	(30,894)	-	(30,894)	-
<i>Balances that are unlikely to be recovered (mainly reconciling items)</i>	-	(361)	(387)	-	(748)	-
<b>Remaining balance with the Receiver as at 1 Aug 2018</b>	<b>2,015</b>	<b>-</b>	<b>-</b>	<b>9,310</b>	<b>11,326</b>	<b>4,184</b>
Recoveries as at 30 June 2021	-	-	-	17,301	17,301	-
Recoveries as a % of Remaining balance with the Receiver	0%	N/A	N/A	186%	153%	0%
Recoveries as a % of Balances after transfer to CBG - 1 Aug 2018	0%	0%	0%	186%	25%	0%
<b>2 Government and other securities (1 Aug 2018 - Unadjusted Gross Balance)</b>	<b>1,301,142</b>	<b>408,787</b>	<b>167,161</b>	<b>42,020</b>	<b>1,919,111</b>	<b>-</b>
<i>Adjustments to restate balances as at 1 Aug 2018**</i>	(1,850)	(3,315)	(157,506)	-	(162,672)	10
<i>Adjusted balances</i>	1,299,292	405,471	9,655	42,020	1,756,439	10
<i>Less: Transferred to CBG</i>	(455,362)	(40,547)	(3,763)	(42,020)	(539,335)	902
<b>Adjusted Balances after transfer to CBG - 1 Aug 2018 (Gross)</b>	<b>843,931</b>	<b>364,924</b>	<b>5,892</b>	<b>-</b>	<b>1,217,105</b>	<b>913</b>
<i>Adjustments post 30 Aug 2018***</i>	-	-	-	14,092	14,092	-
<b>Adjusted Balances after transfer to CBG - 1 Aug 2018 (Gross)</b>	<b>843,931</b>	<b>364,924</b>	<b>5,892</b>	<b>14,092</b>	<b>1,231,197</b>	<b>913</b>






## Analysis of Assets of uniBank, Beige Bank, Royal Bank, Sovereign Bank and Construction Bank (All in Receivership)

No. Assets Classes	uniBank 	Beige Bank 	Royal Bank 	Sovereign Bank 	Total	Construction Bank 
	GHS'000	GHS'000	GHS'000	GHS'000	GHS'000	GHS'000
<i>Made up of:</i>						
<i>Amounts with entities whose licences have been revoked (filed with Receiver)</i>	-	76,949	5,062	-	82,011	-
<i>Investments foreclosed by secured creditors on 1 Aug 2018</i>	581,849	14,341	-	-	596,189	-
<i>Asset/liability set off</i>	96,774	-	-	-	96,774	-
<b>Other recoverable amounts</b>	<b>165,308</b>	<b>273,635</b>	<b>830</b>	<b>14,092</b>	<b>456,222</b>	<b>913</b>
<b>Adjusted Balances after transfer to CBG - 1 Aug 2018 (Gross)</b>	<b>843,931</b>	<b>364,924</b>	<b>5,892</b>	<b>14,092</b>	<b>1,231,197</b>	<b>913</b>
Adjusted Balances after transfer to CBG - 1 Aug 2018 (Gross)	843,931	364,924	5,892	14,092	1,228,839	913
<i>Investments foreclosed by secured creditors on 1 Aug 2018</i>	(581,849)	(14,341)	-	-	(596,189)	-
<i>Asset/liability set off</i>	(96,774)	-	-	-	(96,774)	-
<i>Less Impairment allowances</i>	(19,374)	(225,866)	-	(1,903)	(247,143)	-
<b>Remaining balance with the Receiver as at 1 Aug 2018 (Net)</b>	<b>145,935</b>	<b>124,718</b>	<b>5,892</b>	<b>12,189</b>	<b>288,733</b>	<b>913</b>
Recoveries as at 30 June 2021	135,055	60,977	-	-	196,032	-
Recoveries as a % of Remaining balance with the Receiver (Net)	93%	49%	0%	0%	68%	0%
Recoveries as a % of Adjusted Balances after transfer to CBG - 1 Aug 2018 (Gross)	16%	17%	0%	0%	16%	0%
Recoveries as a % of Other recoverable amounts (Gross)	82%	22%	0%	0%	43%	0%
<b>3 Loans and advances (1 Aug 2018 - Unadjusted Gross Balance)</b>	<b>4,576,733</b>	<b>1,266,029</b>	<b>1,142,771</b>	<b>136,090</b>	<b>7,121,622</b>	<b>627</b>
<i>Adjustments to restate balances as at 1 Aug 2018**</i>	-	(392,093)	101	(806)	(392,797)	(1)
Adjusted loan and advances balance as at 1 Aug 2018 (Gross)	4,576,733	873,936	1,142,872	135,284	6,728,825	626
<i>Adjustments post 30 Aug 2018***</i>	2,303	-	(995)	-	1,308	-
<b>Adjusted loan and advances balance post 30 Aug 2018 (Gross)</b>	<b>4,579,036</b>	<b>873,936</b>	<b>1,141,877</b>	<b>135,284</b>	<b>6,730,133</b>	<b>625</b>
<i>Less Interest in suspense (IIS)</i>	(846,596)	-	(151,407)	(406)	(998,409)	-
<i>Less Impairment allowances</i>	(3,213,574)	(771,266)	(791,421)	(36,508)	(4,812,769)	(6)
<b>Adjusted loan and advances balances (Net of IIS and impairment)</b>	<b>518,866</b>	<b>102,670</b>	<b>199,049</b>	<b>98,371</b>	<b>918,956</b>	<b>619</b>
<i>Adjusted Gross loans are made up of:</i>						
<i>Related Party Loans*****</i>	1,231,399	286,472	14,212	-	1,532,082	-
<i>Fictitious/SPV Loans****</i>	820,834	454,961	-	-	1,275,796	-
<i>Loans to entities whose licences have been revoked (filed with Receiver)</i>	25,989	-	1,357	24,938	52,283	-






## Analysis of Assets of uniBank, Beige Bank, Royal Bank, Sovereign Bank and Construction Bank (All in Receivership)

No. Assets Classes	uniBank 	Beige Bank 	Royal Bank 	Sovereign Bank 	Total	Construction Bank 
	GHS'000	GHS'000	GHS'000	GHS'000	GHS'000	GHS'000
<i>Loans to entities whose balances are under litigation</i>	319,143	9,446	890,310	21,804	1,240,703	-
<i>Balances disputed by customers*</i>	41,138	27,876	5,592	-	74,606	-
<i>Loans that are unlikely to be recovered</i>	442,901	17,653	-	-	460,554	-
<b><i>Other loans being pursued by the Receiver</i></b>	<b>1,697,632</b>	<b>77,528</b>	<b>230,406</b>	<b>88,543</b>	<b>2,094,109</b>	<b>625</b>
<b>Adjusted loan and advances balance post 30 Aug 2018 (Gross)</b>	<b>4,579,036</b>	<b>873,936</b>	<b>1,141,877</b>	<b>135,284</b>	<b>6,730,133</b>	<b>625</b>
Recoveries as at 30 June 2021	343,063	17,751	105,322	52,469	518,605	269
Made up of:						
<i>Related Party Loans</i>	1,132	-	3,780	-	4,911	-
<i>Loans to entities whose licences have been revoked (filed with Receiver)</i>	-	-	352	18,056	18,409	-
<i>Loans to entities whose balances are under litigation</i>	4,857	-	25,863	-	30,720	-
<b><i>Other loans being pursued by the Receiver</i></b>	<b>337,075</b>	<b>17,751</b>	<b>75,328</b>	<b>34,412</b>	<b>464,566</b>	<b>269</b>
<b>Recoveries as at 30 June 2021</b>	<b>343,064</b>	<b>17,751</b>	<b>105,323</b>	<b>52,468</b>	<b>518,606</b>	<b>269</b>
Recoveries as % of Related Party Loans (Gross)	0%	0%	27%	0%	0%	0%
Recoveries as % of Loans to entities whose licences have been revoked (Gross)	0%	0%	26%	72%	35%	0%
Recoveries as % of Loans to entities whose balances are under litigation (Gross)	2%	0%	3%	0%	2%	0%
Recoveries as % of Others loans being pursued by the Receiver (Gross)	20%	23%	33%	39%	22%	43%
<b>4 Property and equipment (NBV at 1 Aug 2018)</b>	<b>109,381</b>	<b>61,837</b>	<b>96,061</b>	<b>14,611</b>	<b>281,890</b>	<b>11,880</b>
<i>Adjustments to restate balances as at 1 Aug 2018**</i>	-	(72)	-	(1,823)	(1,895)	(531)
<b>Adjusted balances</b>	<b>109,381</b>	<b>61,765</b>	<b>96,061</b>	<b>12,788</b>	<b>279,995</b>	<b>11,349</b>
<i>Valuation adjustments</i>	(61,962)	(12,089)	(16,124)	(6,836)	(97,012)	(8,743)
<b>Adjusted balances (Assessed market values)</b>	<b>47,419</b>	<b>49,676</b>	<b>79,937</b>	<b>5,951</b>	<b>182,984</b>	<b>2,606</b>
<i>Less: Transferred to CBG (Assessed market values)</i>	(37,178)	(32,197)	(36,855)	(5,419)	(111,649)	(902)
<b>Adjusted Balances after transfer to CBG - 1 Aug 2018</b>	<b>10,242</b>	<b>17,479</b>	<b>43,082</b>	<b>532</b>	<b>71,335</b>	<b>1,703</b>
Made up of the following:						
<i>Properties for which title has not been provided</i>	-	-	40,787	-	40,787	-
<i>Properties foreclosed by secured creditors</i>	-	16,657	-	-	16,657	-
<b>Remaining property and equipment</b>	<b>10,242</b>	<b>822</b>	<b>2,295</b>	<b>532</b>	<b>13,891</b>	<b>1,703</b>
<b>Balances after transfer to CBG - 1 Aug 2018</b>	<b>10,242</b>	<b>17,479</b>	<b>43,082</b>	<b>532</b>	<b>71,335</b>	<b>1,703</b>
<i>Less Properties foreclosed by secured creditors</i>	-	(16,657)	-	-	(16,657)	-

## Analysis of Assets of uniBank, Beige Bank, Royal Bank, Sovereign Bank and Construction Bank (All in Receivership)

No. Assets Classes	uniBank 	Beige Bank 	Royal Bank 	Sovereign Bank 	Total	Construction Bank 
	GHS'000	GHS'000	GHS'000	GHS'000	GHS'000	GHS'000
<i>Less Properties for which title has not been provided</i>	-	-	(40,787)	-	(40,787)	-
<b>Balances remaining with Receiver after transfer to CBG - 1 Aug 2018</b>	<b>10,242</b>	<b>822</b>	<b>2,295</b>	<b>532</b>	<b>13,891</b>	<b>1,703</b>
Recoveries as at 30 June 2021	1,470	1,860	1,049	427	4,806	-
Recoveries as a % of Balances after transfer to CBG - 1 Aug 2018	14%	11%	2%	80%	7%	0%
Recoveries as a % of Remaining property and equipment	14%	226%	46%	80%	35%	0%
<b>5 Intangible assets (NBV at 1 Aug 2018)</b>	<b>12,631</b>	<b>6,299</b>	<b>1,403</b>	<b>3,888</b>	<b>24,223</b>	<b>-</b>
<i>Adjustments to restate balances as at 1 Aug 2018**</i>	-	(94)	-	1,799	1,705	2,242
<b>Adjusted balances</b>	<b>12,631</b>	<b>6,205</b>	<b>1,403</b>	<b>5,688</b>	<b>25,928</b>	<b>2,242</b>
<i>Less: Transferred to CBG</i>	(9,784)	-	-	-	(9,784)	-
<b>Adjusted Balances after transfer to CBG - 1 Aug 2018</b>	<b>2,847</b>	<b>6,205</b>	<b>1,403</b>	<b>5,688</b>	<b>16,144</b>	<b>2,242</b>
<i>Les Intangible assets not considered likely to be recovered</i>	(2,847)	(6,205)	(1,403)	(5,688)	(16,144)	-
<b>Remaining balance with the Receiver as at 1 Aug 2018</b>	<b>-</b>	<b>-</b>	<b>-</b>	<b>-</b>	<b>-</b>	<b>2,242</b>
<i>No recoveries have been realised for intangible assets.</i>						
<b>6 Other assets (1 Aug 2018 - Unadjusted Gross Balance)</b>	<b>3,802,486</b>	<b>890,586</b>	<b>30,248</b>	<b>35,281</b>	<b>4,758,601</b>	<b>1,646</b>
<i>Adjustments to restate balances as at 1 Aug 2018**</i>	(6,824)	(139,583)	112,083	199,929	165,605	4,626
<b>Adjusted balances</b>	<b>3,795,662</b>	<b>751,003</b>	<b>142,331</b>	<b>235,210</b>	<b>4,924,206</b>	<b>6,272</b>
<i>Less: Transferred to CBG</i>	(23,090)	-	(6,228)	(3,153)	(32,470)	-
<b>Adjusted Balances after transfer to CBG - 1 Aug 2018 (Gross)</b>	<b>3,772,572</b>	<b>751,003</b>	<b>136,103</b>	<b>232,057</b>	<b>4,891,736</b>	<b>6,272</b>
<i>Made up of:</i>						
<i>Less: Advances to shareholders under litigation</i>	3,702,354	437,067	-	-	4,139,421	-
<i>Less: Balances with entities whose licences have been revoked (filed with Receiver)</i>	-	-	48,927	208,618	257,546	-
<i>Less: Other assets not considered likely to be recovered</i>	22,293	61,246	5,956	1,267	90,762	-
<b>Others assets being pursued by the Receiver</b>	<b>47,926</b>	<b>252,689</b>	<b>81,220</b>	<b>22,172</b>	<b>404,007</b>	<b>6,272</b>
<b>Balances after transfer to CBG - 1 Aug 2018 (Gross)</b>	<b>3,772,572</b>	<b>751,003</b>	<b>136,103</b>	<b>232,057</b>	<b>4,891,736</b>	<b>6,272</b>
<b>Balances after transfer to CBG - 1 Aug 2018 (Gross)</b>	3,772,572	751,003	136,103	232,057	4,891,736	6,272
<i>Less Impairment allowances</i>	(3,702,354)	(652,378)	(125,060)	(225,085)	(4,704,876)	-
<b>Balances after transfer to CBG - 1 Aug 2018 (Net)</b>	<b>70,218</b>	<b>98,625</b>	<b>11,043</b>	<b>6,973</b>	<b>186,859</b>	<b>6,272</b>


## Analysis of Assets of uniBank, Beige Bank, Royal Bank, Sovereign Bank and Construction Bank (All in Receivership)

No. Assets Classes	uniBank 	Beige Bank 	Royal Bank 	Sovereign Bank 	Total	Construction Bank 
	GHS'000	GHS'000	GHS'000	GHS'000	GHS'000	GHS'000
<i>Less Other assets not considered likely to be recovered</i>	(22,293)	(61,246)	(5,956)	(1,267)	(90,762)	-
<b>Adjusted Balances with the Receiver</b>	<b>47,926</b>	<b>37,378</b>	<b>5,088</b>	<b>5,706</b>	<b>96,097</b>	<b>6,272</b>
Recoveries as at 30 June 2021	24,148	5,817	3,230	608	33,804	779
Recoveries as % of Balances after transfer to CBG - 1 Aug 2018 (Net)	34%	6%	29%	9%	18%	12%
Recoveries as % of Balances after transfer to CBG - 1 Aug 2018 (Gross)	1%	1%	2%	0%	1%	12%
Recoveries as % of Adjusted Balances with the Receiver	50%	16%	63%	11%	35%	12%

### Summary

<b>Total Adjusted Asset balances</b>	9,921,205	2,136,975	1,386,277	447,647	13,932,890	15,940
<b>Less Assets Transferred to CBG:</b>	(710,562)	(95,730)	(67,425)	(64,775)	(936,135)	-
<b>Less Assets foreclosed</b>	(581,849)	(41,677)	-	-	(623,525)	-
<b>Assets set off against liabilities</b>	(96,774)	-	(30,894)	-	(127,668)	-
<b>Assets written off</b>	(25,140)	(67,812)	(7,746)	(6,954)	(107,653)	-
<b>Total Adjusted Assets remaining with Receiver (Gross)</b>	<b>8,506,880</b>	<b>1,931,755</b>	<b>1,280,211</b>	<b>375,917</b>	<b>12,137,908</b>	<b>15,940</b>
<b>Less Impairment Allowances</b>	(6,935,301)	(1,649,510)	(916,481)	(263,496)	(9,764,788)	(6)
<b>Total Adjusted Assets remaining with the Receiver (Net)</b>	<b>1,571,579</b>	<b>282,245</b>	<b>363,730</b>	<b>112,422</b>	<b>2,373,120</b>	<b>15,934</b>
<b>Recoveries as at 30 September 2020:</b>						
Recoveries made from loans, fixed assets and placements/Gov't securities	503,737	86,405	109,601	70,805	770,548	1,048
Other income, including interest received on funds invested	39,850	14,449	11,519	11,325	77,142	465
<b>Total recoveries as at 30 June 2021</b>	<b>543,587</b>	<b>100,854</b>	<b>121,120</b>	<b>82,130</b>	<b>847,690</b>	<b>1,513</b>
	5%	4%	8%	16%	6%	
	0.32	0.31	0.30	0.63	0.32	
<b>Note:</b>						

## Analysis of Assets of uniBank, Beige Bank, Royal Bank, Sovereign Bank and Construction Bank (All in Receivership)

No. Assets Classes	uniBank	Beige Bank	Royal Bank	Sovereign Bank	Total	Construction Bank
						
	GHS'000	GHS'000	GHS'000	GHS'000	GHS'000	GHS'000

\* Some customers, shown as owing in the books of some of the Banks, have disputed a number of transactions on their accounts. Investigations into these matters are currently ongoing. Validation work also being done on some remaining accounts may result in further adjustments to some of the reported figures above.

\*\* These adjustments resulted from misstatements identified during validation work done, prior to the submission of the inventory report to BoG.

\*\*\* These adjustments resulted from misstatements identified during validation work done, after 30 August 2018.

\*\*\*\* These were loans fictitiously created in the names of identified customers (related and third parties), between November 2016 and December 2017, which were advanced without going through formal loan applications and approval processes. These loans will be charged to the account of the shareholders.

\*\*\*\*\* Related party loans for uniBank and Beige Bank are in the process of being recovered through the legal system.