







HIERARCHY OF CLAIMS FILED

| uniBank | Beige Bank | Royal Bank | Sovereign Bank |
Outstanding balance of claims filed as at 31 March 2020

Amounts in GHS/GHS'000 equivalent

Description	Banks in Receivership					
	uniBank	Beige Bank	Royal Bank	Sovereign Bank	Total	Construction Bank
						
Hierarchy of Claims (Outstanding) as at 31 March 2020	Outstanding liability GHS'000	Outstanding liability GHS'000	Outstanding liability GHS'000	Outstanding liability GHS'000	Outstanding liability GHS'000	Outstanding liability GHS'000
Rank 2 - Bank of Ghana Liquidity support	2,479,324	-	274,740	-	2,754,064	-
Rank 3 - Tax assessment liabilities (Initial assessment)	7,248	-	8,799	-	16,047	-
Rank 4 - Government Bond Issued to Fund liability Gap	4,549,824	2,037,567	661,964	265,582	7,514,937	-
Rank 5 - Staff exit packages (Amount to be applied to settle loan)	-	-	-	-	-	-
Rank 6 - Borrowings (Foreign lenders)	369,120	5,438	-	-	374,558	-
Rank 6 - Other liabilities - Claims filed - (Third Party)	13,734	8,854	2,240	3,455	28,283	-
Rank 6 - Other liabilities - Claims filed - (Related Party)	1,829	-	395	-	2,224	-
Rank 6 - Claims filed - (Guarantees and Assignments)	203,201	66,717	2,452	1,423	273,793	-
Total Liabilities	7,624,280	2,118,576	950,590	270,460	10,963,906	-

Note: First tranche payment to qualifying parties of GHS285.8million have so far been made. The above liabilities have been reduced to the extent of payments made.